


MITSUBISHI HEAVY INDUSTRIES VRF & FD SYSTEMS COMPATIBILITY LIST



Document Version : 2.2





Last Revision : 07.14.2023

App Version : 0.2

Product Code : CR-CG-MHI-KNX-01

1. PRESENTATION

In this document, compatible Mitsubishi Heavy Industries VRF&FD indoor unit models with Core Mitsubishi Heavy Industries VRF&FD Gateway (CR-CG-MHI-KNX-01) are specified.

-  Any AC indoor unit not specified in the list may not be compatible with Core AC Gateway. Therefore compatibility list must be checked before installation.
-  Any remote controller not specified in the list may not be compatible with Core AC Gateway. Therefore compatibility list must be checked before installation.
-  We highly recommend to pay attention to the possible updates of this document in case of any misprint, typing error and equivalent problems.
-  Core Smart Home undertakes maximum effort to avoid any error in the content of this document but cannot be responsible for the consequences that could arise because of any mistake in the document

2. COMPATIBLE AC INDOOR UNITS

	VRF Inverter Multi-System Air Conditioners KXZ Series	Inverter Packaged Air Conditioners FD Series	Residential Air Conditioners SR Series
Ceiling Cassette - 4way	FDT xx xx KXZE1 FDT xx xx KXZE1-W	FDT xx xx VH	
Ceiling Cassette - 4way Compact	FDTC xx xx KXZE1 FDTC xx xx KXZE1-W	FDTC xx xx VH	FDTC xx xx VF
Ceiling Cassette - 2way	FDTW xx xx KXE6F		
Ceiling Cassette - 1way	FDTS xx xx KXE6F		
Ceiling Cassette - 1way Compact	FDTQ xx xx KXE6F		
Duct Connected - High Static Pressure	FDU xx xx KXE6F FDU xx xx KXE6F-W FDU xx xx KXZE1	FDU xx xx VH	
Duct Connected - Low/Middle Static Pressure	FDUM xx xx KXE6F FDUM xx xx KXE6F-W	FDUM xx xx VH	
Duct Connected (thin) - Low Static Pressure	FDUT xx xx KXE6F-W FDUT xx xx KXE6F-E		
Duct Connected (Compact & Flexible)	FDUH xx xx KXE6F		
Wall Mounted	FDK xx xx KXZE1 FDK xx xx KXZE1-W	(*)SRK xx xx ZR (*)SRK xx xx ZS	(*)SRK xx xx ZS (*)SRK xx xx ZR (*)SRK xx xx ZS (*)SKM xx xx ZSP (*)SRK xx xx ZTL
Ceiling Suspended	FDE xx xx KXZE1	FDE xx xx VH	
Floor Standing	FDL xx xx KXE6F FDL xx xx KXE6F FDL xx xx KXE6F	FDL xx xx VH FDL xx xx VD	(*)SRF xx xx ZS (*)SRF xx xx ZSX (*)SRF xx xx ZMX
Ceiling Concealed			(*)SRR xx xx ZS (*)SRR xx xx ZM

(*) Requires SC-BIKN2-E interface kit which can be purchased from Mitsubishi Heavy Industries directly.

3. COMPATIBLE REMOTE CONTROLLERS

Wired Remote Controllers Work With Core MHI AC KNX Gateway On the Same Bus
RC-E3
RC-E4
RC-E5
RC-EX1A
RC-EX3
RC-EX3A
RCH-E3

4. INSTALLATION SCENARIOS

INSTALLATION WITH MITSUBISHI HEAVY INDUSTRIES WIRED REMOTE CONTROLLERS

Connect Core AC Gateway parallel with Mitsubishi Heavy wired remote controllers. In this method, Mitsubishi Heavy Industries wired remote controller should be programmed as master, while Core AC Gateway programmed as slave.

INSTALLATION WITHOUT MITSUBISHI HEAVY INDUSTRIES WIRED REMOTE CONTROLLERS

Connect Core AC Gateway directly to the X,Y connectors of the Mitsubishi Heavy Industries indoor unit. In this scenario, Core AC Gateway should be programmed as Master.