

core

Designed for Exclusive Living Spaces

Product Catalogue

2024 - 2025





Company	3
Eclipse Room Controller	13
Eclipse Push-Button Switch	23
Eclipse Thermostat	35
Eclipse Home Controller Touch Panel	45
Surface Home Controller Touch Panel	53
CoreOS Operating System	61
AC Gateways	71



We offer exclusive smart home experience for your living spaces with unique products and features based on design and technology.



## Technology

We are constantly working to provide innovative solutions in every product we develop. Innovation will appear in different forms in each of our products. Sometimes as a different sensor technology, sometimes by using a new production technique, sometimes by offering a different user experience.



## Design

We believe in the power of simplicity in design, and we work hard to create minimalist, beautiful, and intuitive products for your smart home. You can see the perfection in the details and the originality in the design in all of our Core products.



## Craftsmanship

We carry out all electronic manufacturing, mechanical manufacturing, assembly, and quality control processes with our skilled personnel and state-of-the-art machinery in-house.



core

# Products & Services

## Home Controller Touch Panels

Eclipse Touch Panel

Surface Touch Panel

Core Mobile App

## KNX User Interfaces

Eclipse Room Controller

Eclipse Push Button Switch

Eclipse Thermostat



# Products & Services

## KNX AC Gateways

Mitsubishi Electric


Daikin

Samsung

LG

Mitsubishi Heavy

Gree



# Harmonious Style

Products designed and created harmonious stylistic line focusing on the smallest details, ensures harmonious interaction with the environment.





22:45

0 1 2 3 4 5 6 7 8 9

# Premium Finishes



# Premium Finishes

## Brushed Finishes

Pure form of stainless steel, brass and aluminum are brushed with perfect craftsmanship to provide satin effect in each touch to the device.



Brass



Stainless Steel



Aluminum Grey



Aluminum Black

# Premium Finishes



# Premium Finishes

## Silky Matte Finishes

Aluminum is painted with unique colors and coated with special techniques to provide silky feel in each touch to the product.



Sand Beige



Cocoa Grey



Verdant



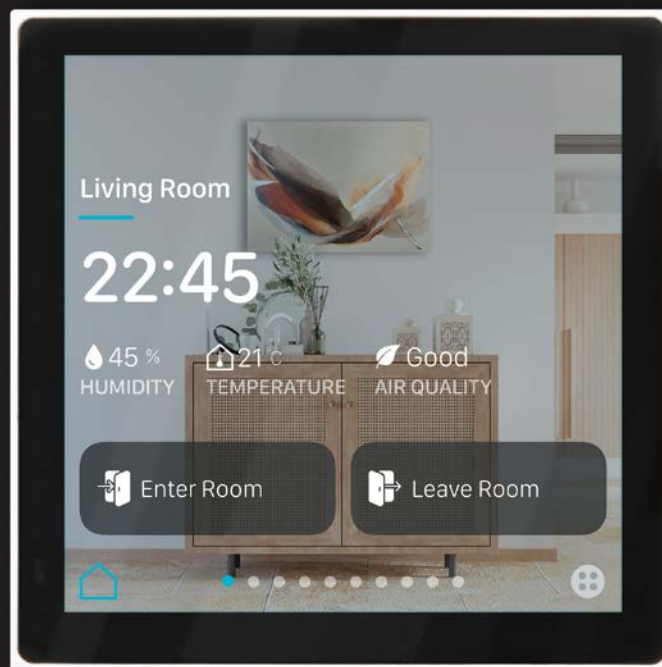
Obsidian Black



Titanium Grey



Glacier White



Glacier White  
1:1 Scale

# Eclipse Room Controller

Switch, Thermostat and More...

Eclipse Room Controller is designed to replace all control devices on the wall. Simply, one digital control panel to control all.

HIGH QUALITY  
DISPLAY

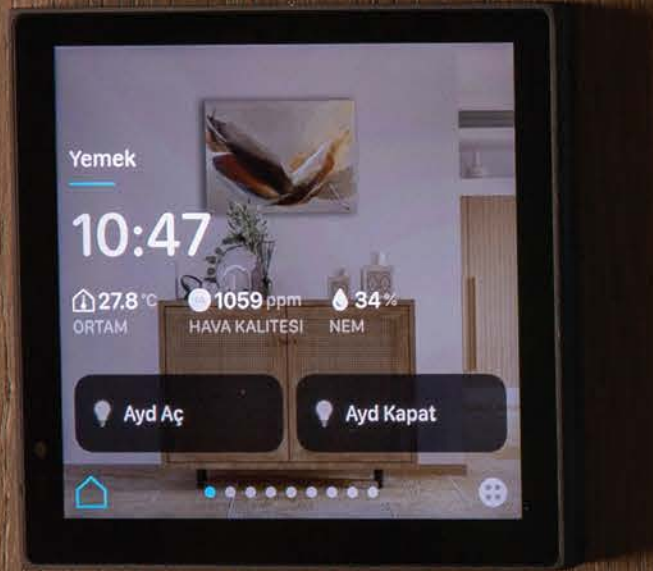
INTUITIVE  
USER EXPERIENCE

PREMIUM  
MATERIALS


ECLIPSE  
DESIGN LINE

# Control all devices in room

Eclipse room controller is designed to be the most exclusive touch panel for rooms. High quality display combined with premium materials in the same design language of other Core products with only 11mm thickness on the wall. Intuitive user interface provides seamless control experience to match with all at last. The result is more than a satisfaction.



Cocoa Grey







Living Room

22:45

45 %  
HUMIDITY

21°C  
TEMPERATURE

Good  
AIR QUALITY



Enter Room



Leave Room



# Best in-class features

Eclipse Room Controller is equipped with best in-class features to be unique product in the market



KNX-TP  
Connection



ETS  
Configuration  
via ETS



Integrated Thermostat  
Controller



Air Quality  
Measurement



CO<sub>2</sub> Sensor



Proximity Sensor



Temperature Sensor



Humidity Sensor

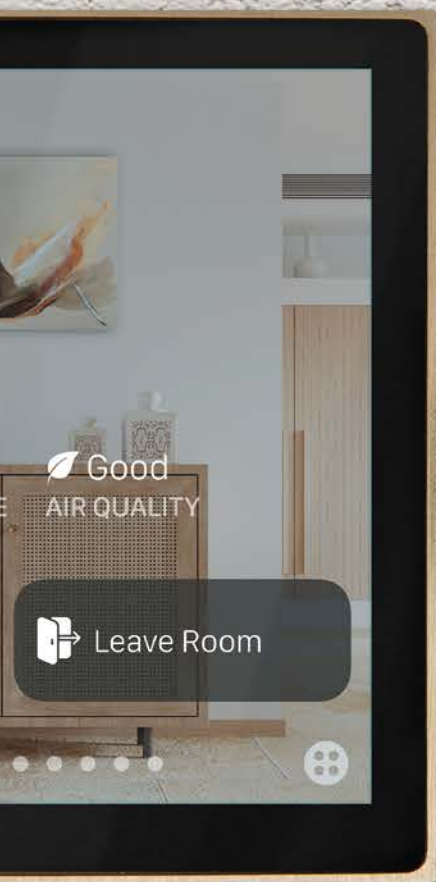
# Intuitive User Interface


Eclipse Room Controller is equipped with intuitive, functional and easy-to-use user interface to provide seamless user experience.



# Intuitive User Interface

Bigger icons and texts, press feeling buttons, extensive information about automation system and slider navigation make user experience like traditional switch or thermostat.

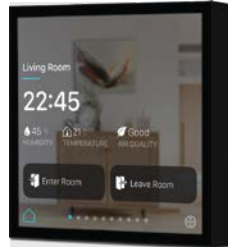




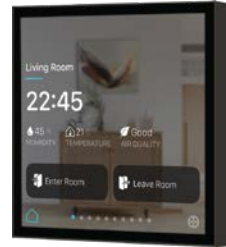
Stainless Steel

# Room Controller Finish Options

## Silky-Matte Finishes



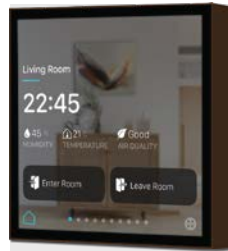
Obsidian  
Black



Titanium  
Grey



Glacier  
White



Cocoa  
Grey



Verdant



Sand  
Beige

## Brushed Finishes



Brass




Stainless  
Steel



Aluminum  
Black



Aluminum  
Grey



Aluminum Grey  
1:1 Scale




# Eclipse Push-Button Switch

Stylish and Radiant

Eclipse Switch is designed to control the ambient in a stylish way, thanks to premium materials and finishes. It is also equipped with multiple sensors to automate the ambient; thus becomes a switch, a sensor and a design material.



1 Fold



2 Fold



4 Fold

ECLIPSE  
DESIGN LINE

1-2-4  
FOLD OPTIONS

PREMIUM  
MATERIALS

PUSH-BUTTON  
SWITCH





Cocoa Grey



# Customizable Backlit Icons

## Backlit Icons on Metal Folds

Applying icon customization with backlit icons over metal folds creates minimalist and premium feeling for Eclipse Push-Button Switch. Thanks to particular in-house manufacturing process, Eclipse Push-Button Interface has distinctive feature that attracts customer in the first sight.

## Icon Customization via Dedicated Web Service

Online Core planner web service makes customization process easier for both planning and manufacturing. Customer can select dedicated icon from library containing more than 50 different icons or write text up to 10 letters supporting different alphabets for each buttons over the folds.





# Seamless User Experience

Eclipse Push-Button Interface provide seamless user experience with behaviour of the customizable backlit icons. Having multiple built-in sensors ensures warm welcome to the customer when approaching and dimming down or up light level of icons in coordination with ambience light level.

## RGB Dimmable Backlights

RGB Backlights of the icons indicate the status of connected load. Backlights are dimmed up or down according softly according to the status of the load.

## Adaptive Backlights

Integrated ambient sensor measures ambient light and icon backlights are dimmed according to the light level in the ambience.

## Proximity Sensor

Capacitive sensor sense the approach and backlights are dimmed up to welcome customer in the dark ambiances.





## More than just a Switch

Eclipse Switch can activate many functions like other smart switches does such as switching and dimming. Besides these, it can do much more with its built-in logic functions and multiple sensors.

### Built-in Thermostat

Eclipse Switch can control HVAC systems via built-in thermostat logic, temperature sensor and humidity sensor.

### Air Quality Measurement

Eclipse Switch measures CO<sub>2</sub> inside the room with its built-in sensor and determine air-quality of the room. According to the air-quality level of the room, logic functions can be triggered via KNX systems.


# Fold Finish Options



Titanium Grey

# Fold Finish Options


## Brushed Finishes



Aluminum  
Black



Aluminum  
Grey



Stainless  
Steel




Brass

## Silky-Matte Finishes




Obsidian Black




Titanium Grey



Glacier White



Cocoa Grey



Verdant



Sand Beige



Aluminum Grey  
1:1 Scale

# Eclipse Room Temperature Controller

Multi-functional and Intuitive

Most of the multi-functional thermostats offer very complicated user experience. Eclipse thermostat is designed to be super easy to control but at the same time functional to control most of the heating&cooling systems.

LARGE  
SCREEN

CONTROL  
WITH KNOB

ECLIPSE  
DESIGN LINE

AIR QUALITY  
MEASUREMENT

# Intuitive Control of Temperature

## Super Knob

All functions including temperature change is controlled via single Knob. Just rotate Knob to change room temperature, or press and rotate to select which function to change.

## Configurable Functions

Eclipse Thermostat has several functions like temperature change, operation mode, operating mode, fan control and also AC vane control. Functions are configured via ETS and only functions that configured are displayed in the screen.

## Customizable Buttons

There are 2 backlit icon buttons which can be configured to control any function in the room such as switching or dimming; or can be configured to control thermostat functions.





Verdant



# Complete Air Conditioner Thermostat

## Control all VRV Functions

Eclipse Thermostat provides display and control of Up/Down Vane, Right/Left Vane and additional operation modes of VRV Systems such as Dry, Fan and Auto. This provides Eclipse Thermostat a complete thermostat control solution for VRV Systems.



OPERATION MODE  
CONTROLS



UP/DOWN  
VANE CONTROL



RIGHT/LEFT  
VANE CONTROL






Brass  
1:1 Scale



## Live in a Healthier Ambiance

Eclipse Thermostat monitor and automate air quality in your living space; thanks to built-in CO2 sensor and automation logics. Automated air quality in living space improve quality of living, provide a healthier ambience and ensures productivity.



BUILT-IN  
CO2 SENSOR

REAL TIME CO2  
VISUALIZATION IN PPM

AIR QUALITY LEVEL  
VISUALIZATION

AUTOMATION OF  
VENTILATION SYSTEMS

# Room Temperature Controller Finish Options



# Room Temperature Controller Finish Options


## Brushed Finishes




Brass



Stainless Steel




Aluminum Grey



Aluminum Black

## Silky-Matte Finishes



Sand Beige



Verdant



Cocoa Grey


## Knob Finish Options




Stainless Steel



Brass



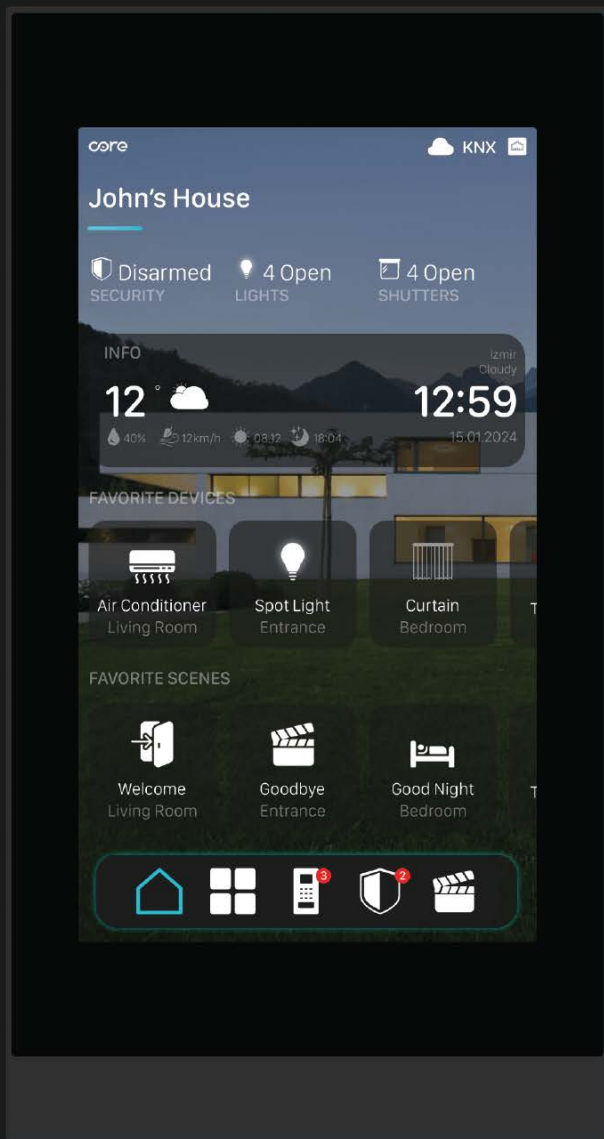
Glacier White



Titanium Grey



Obsidian Black

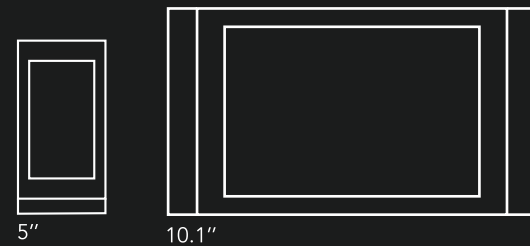


Titanium Grey

# Eclipse Touch Panel

## Premium Touch Panel Experience

Eclipse is designed to ensure premium touch panel experience for exclusive living spaces with Full-HD LCD and ground breaking performance.



SURFACE MOUNTING  
INSTALLATION

FULL HD  
LCD

GROUND BREAKING  
PERFORMANCE

ECLIPSE  
DESIGN LINE



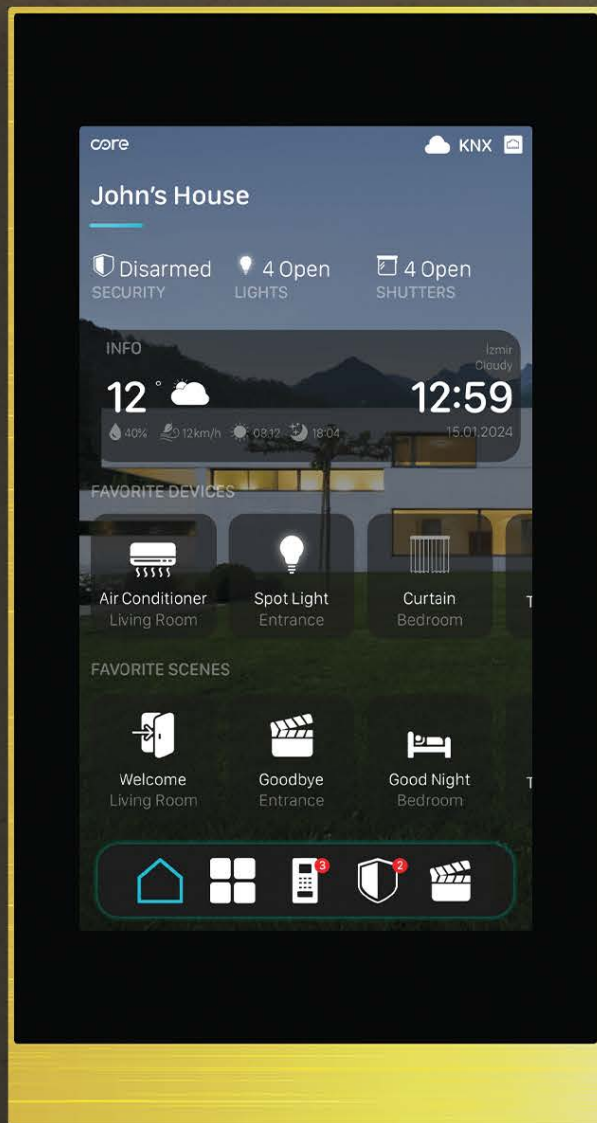
Glacier White

## Full HD Display

10" and 5" Eclipse 2.0 touch panels boast a full HD resolution, delivering stunning clarity and vibrant colors that bring images and content to life with unparalleled detail.







Eclipse 5" Brass



## Groundbreaking Performance

Experience the pinnacle of technological innovation with the new generation chipset and Android 12 integration within cutting-edge devices. This powerful combination redefines the standards of performance, efficiency, and user experience.

Rockchip RK3566 CPU

2 GB RAM

Android 12

# Surface Mounting Installation

Eclipse 2.0 Touch Panels are designed to fit into European standard single gang inwall box which makes installation simpler and sustainable in time.



## Built-in Sensors

Equipping a device with built-in sensors for temperature, humidity, proximity, and ambient light adds a layer of intelligence and adaptability to its functionalities. This sensor suite enhances user experience and allows for a more responsive and context-aware interaction with the device.



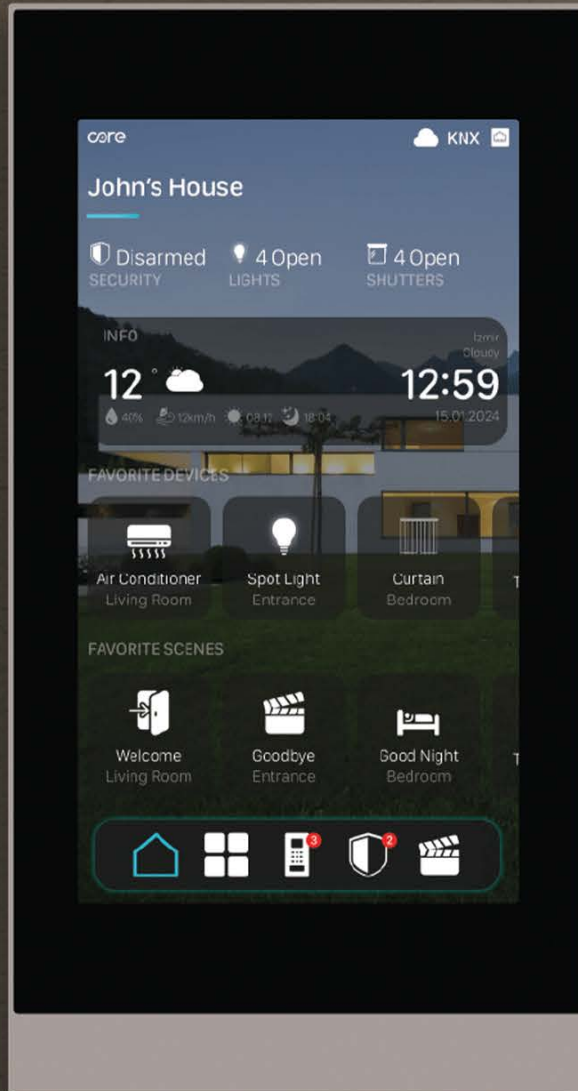
Humidity  
Sensor



Temperature  
Sensor



Proximity  
Sensor



5" Sand Beige




10.1" Obsidien Black



# Surface Touch Panel

Slim and Robust

Surface Panel is designed to control and visualize exclusive living spaces with KNX technology. Flush-mounted slim design provides clean and neutral integration with modern interior designs.



8"



10.1"

FLUSH MOUNTING  
INSTALLATION

MULTIPLE AUTOMATION  
INTERFACE

SURFACE  
DESIGN LINE

DUAL NETWORK  
CONNECTIVITY





8" Glacier White

## Sleek Design

10" and 8" Surface Touch Panels with a slim design combines sleek aesthetics with intuitive touch functionality, providing a modern and space-efficient solution for a variety of applications.



10.1"

## Performance

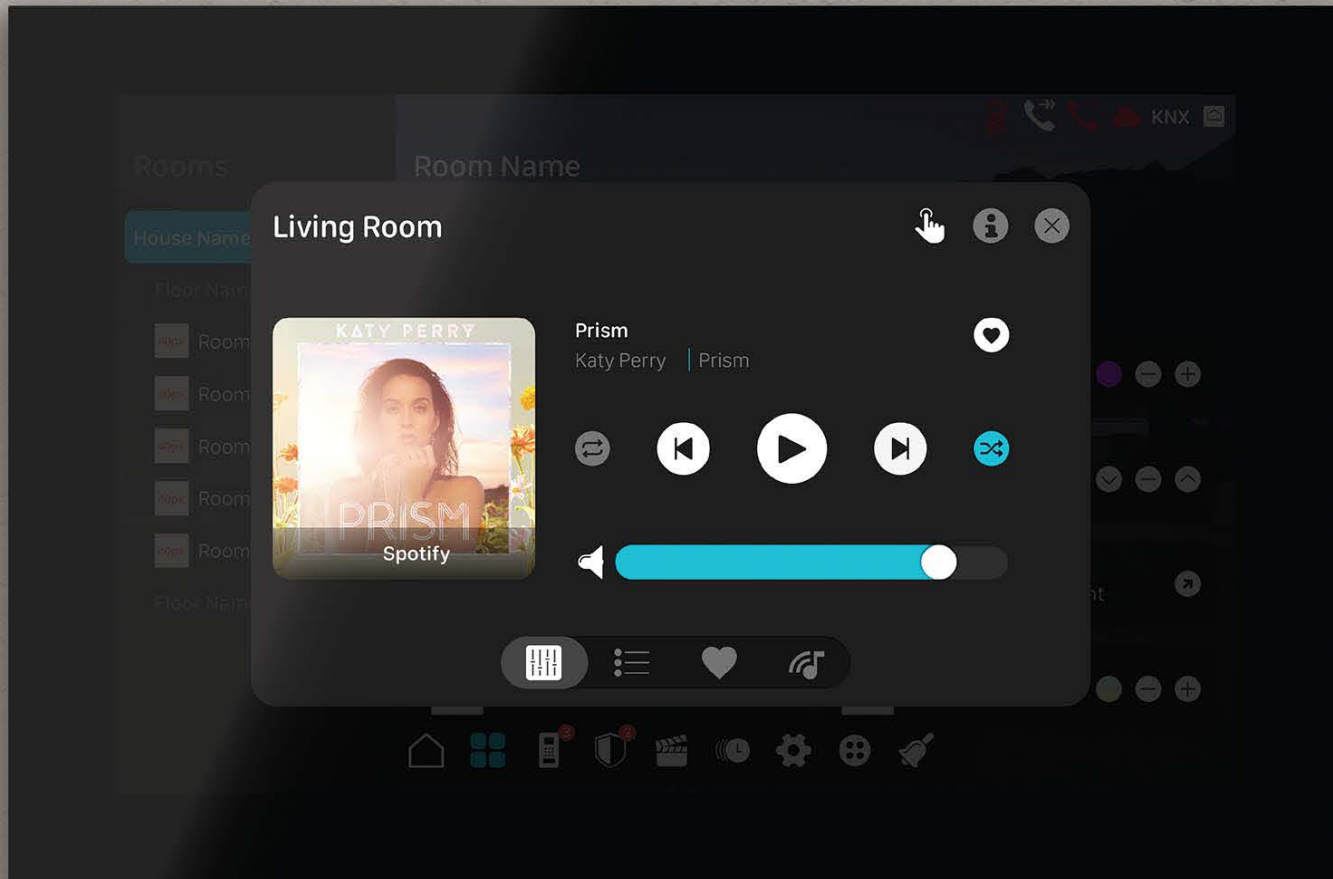
Integrating Rockchip PX30, a high-speed processor with an Android 8.1 platform for a smart home touch panel creates a powerful and versatile device, capable of delivering a seamless and responsive user experience.

Rockchip PX30 CPU  
2GB RAM  
Android 8.1



## Multiple Interfaces

Surface Touch Panel is equipped with multiple automation interfaces that provide flexibility to provide total control for automation in exclusive living spaces.



10.1"

KNX-TP

Latching Relay Output

Modbus

Dual Network

Digital Inputs

# The System

CoreOS 4.0 comes with extensive UI Design updates keeping with powerful functionalities of CoreOS 3.0. New UI enhances end user experience with summary sections, detailed automation page, shortcut control buttons and so...



### Bam Bam

Camilla Cabello | Familia

⏮ ⏪ ⏩ ⏭

🔊

🏠 ⌵ 📞 🛡️ 🎬 🕒 ⚙️ 🎮 🔔

### John's House

First Floor

- Kitchen
- Bathro
- Toilet
- Garder
- Living

Second Floor

🏠 ⌵ 📞 🛡️ 🎬 🕒 ⚙️ 🎮 🔔

## core

### John's House

Disarmed SECURITY

TEMPERATURE 21°C

4 Open LIGHTS

5 Open SHUTTERS

Good AIR QUALITY

INFO 27° Cloudy 80% 18 km/h 7:37 am 8:20 pm

Istanbul Monday, 27th January 18:00

FAVORITE DEVICES

- Light 1 Living Room
- Table Lamp Office
- Blinds Master Bedroom
- Thermostat Living Room

FAVORITE SCENES

- Welcome Living Room
- Goodbye Entrance
- Good Night Master Bedroom
- Cinema Living Room

SECURITY PANEL

System Arming... Cancel

🏠 ⌵ 📞 🛡️ 🎬 🕒 ⚙️ 🎮 🔔

### Rooms

John's House

Ground Floor

- Living Room 1
- Bedroom 1
- Bedroom 2
- Dinner Room
- Living Room 2

Second Floor

### Living Room 1

4 Open LIGHTS

5 Open SHUTTERS

ALL DEVICES

- Light On Switching Element
- Air conditioning Off
- Living Room Audio
- Robot Vacuum Cleaner

🏠 ⌵ 📞 🛡️ 🎬 🕒 ⚙️ 🎮 🔔

### Kitchen

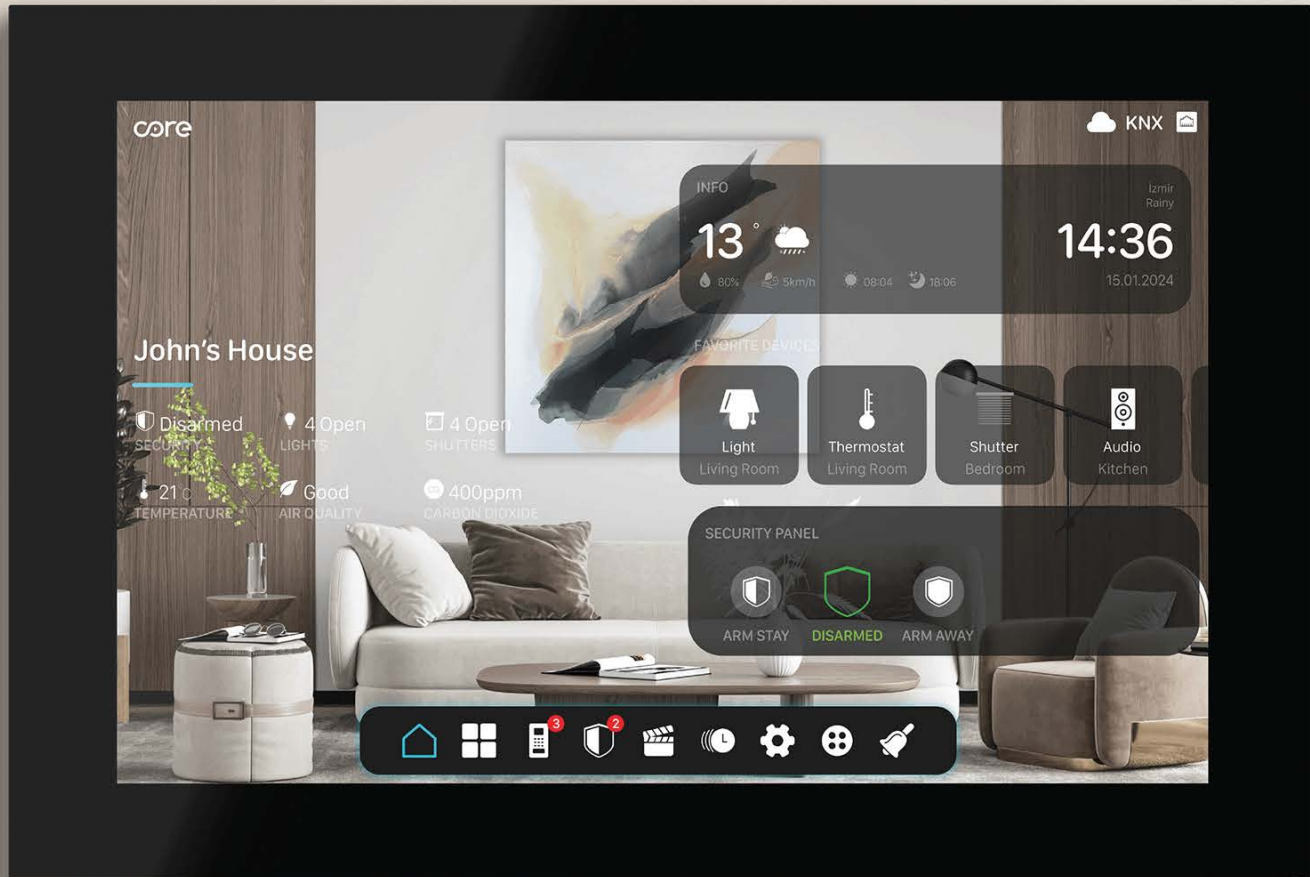
## Rgbw Element

🏠 ⌵ 📞 🛡️ 🎬 🕒 ⚙️ 🎮 🔔

### Kitchen

## Switching Element

64



10.1"

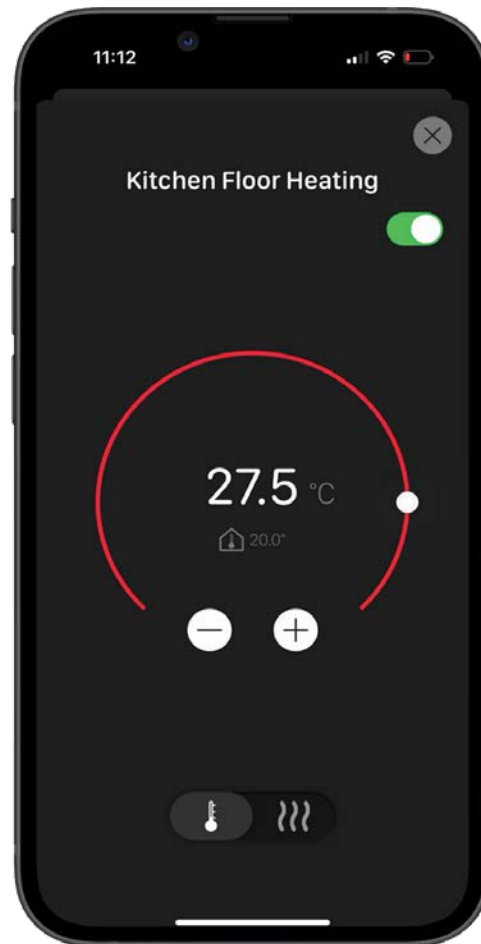
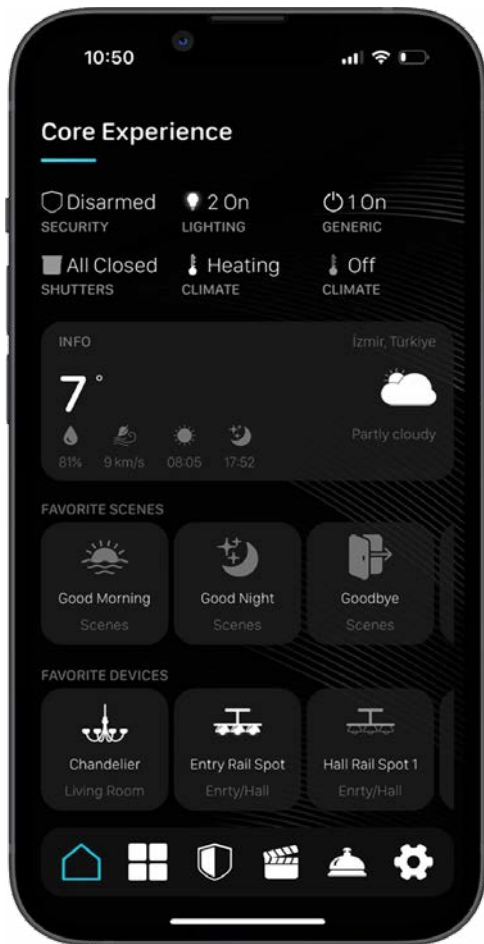
# Server of KNX System

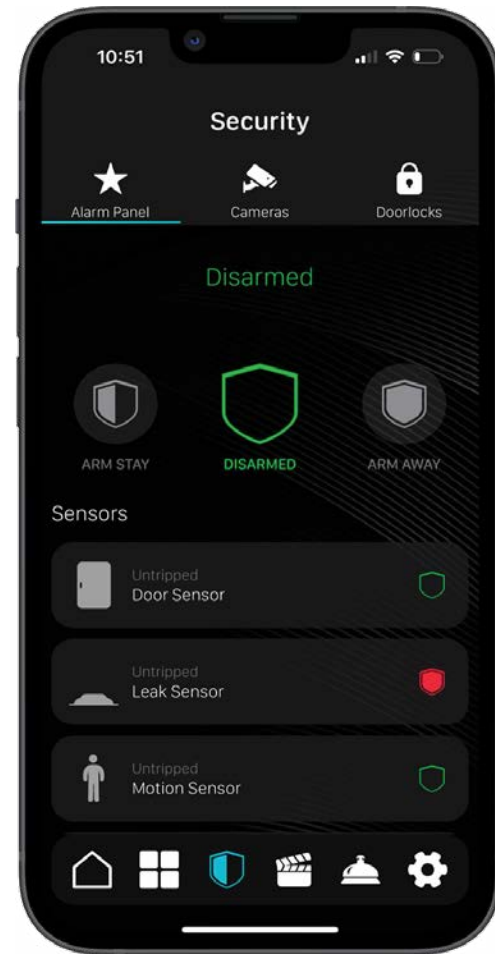
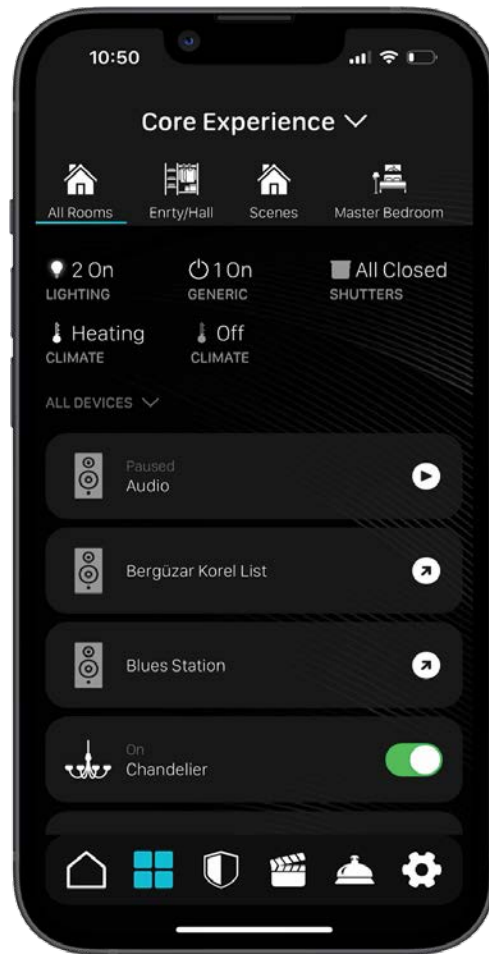
Core Home Controller Touch Panels function as the central server for KNX Systems, enabling control and visualization of the KNX System without the need for any additional servers.




# Core Mobile

Core Touch Panels serve as a gateway for remote connections. With Core Cloud Services, communication between the Core Mobile app and Core Touch Panel occurs securely through an encrypted connection that adheres to the latest security protocols.







## Call on Mobile

With Core Mobile App don't miss your visitors or packages any more. Respond to visitors at your door immediately via Core Mobile App, whether you are at home or on the other side of the world.



Visitor will initiate call request via SIP intercom door phone.

Touch panel will receive the intercom call and expect to be responded in a specified time at home.



You receive a video call to your mobile app, after incoming call is not responded at your home in a specified time period.

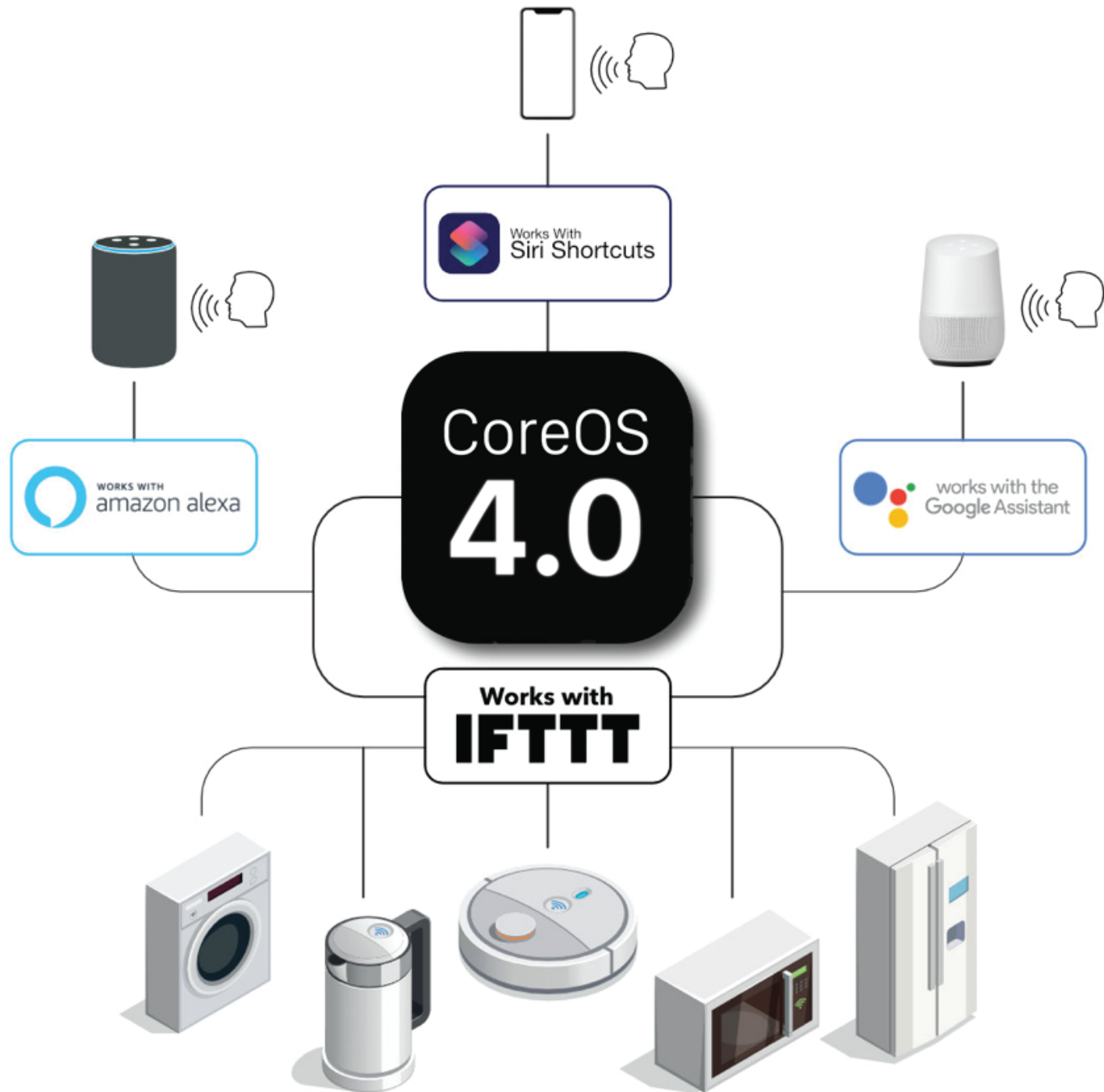


# A True Gateway to IoT World

Core Home Controller Touch Panels in combination with Core Cloud enables integration of the home automation system with smart devices via voice commands.



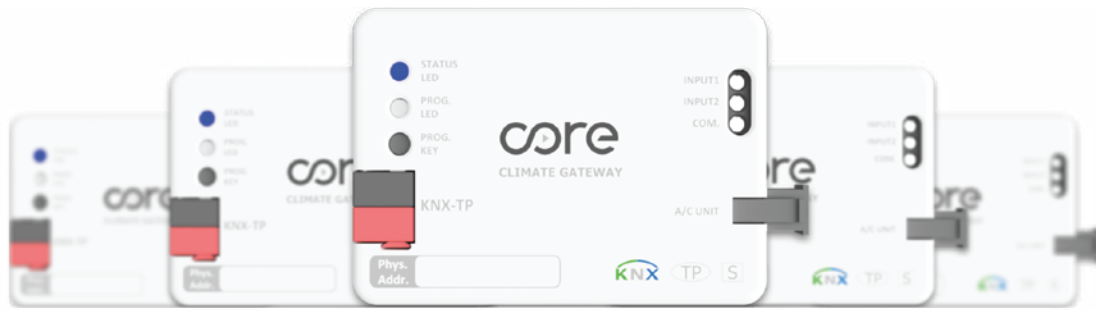




# Core KNX – AC Gateways

Communication between Air Conditioner indoor units  
and KNX Systems





#### Features:

- Configured by ETS standard configuration tool.
- Offering wide range of KNX DPT objects to be compatible with most of the KNX thermostats in the market.
- Total control and monitoring of all functions of the AC unit from KNX including temperature, mode, fan speed, vane and wide vane
- Smooth integration of KNX thermostats allowing the control of the AC unit by the own temperature sensor of the thermostat.
- Reporting error logs to KNX systems
- Reduced dimensions allowing a quick installation inside the Air Conditioner unit.
- Fixing metal and magnet combination providing safe and proper installation
- Industrial grade connectors providing secure connection to AC unit and preventing failure of device or AC unit due to wrong terminal connections

# core

Designed for Exclusive Living Spaces

## R&D Office

10032 Sokak No:2/A İTOB Organize Sanayi Bölgesi,  
Tekeli / Menderes / İzmir

## Head Office

Fatih Mahallesi Ege Caddesi A2 Blok No:42/5  
Gaziemir / İzmir

[www.core.com.tr](http://www.core.com.tr)

[info@core.com.tr](mailto:info@core.com.tr)